




# USING AI IN HOME EDUCATION: A QUICK PARENTS GUIDE



AI (Artificial Intelligence) might sound like something out of a sci-fi film, but tools such as ChatGPT are simply clever computer programmes that can answer questions, write text, and help generate ideas. Think of it as a super-powered notepad that talks back.



## What is a "Prompt?"

A Prompt is just a question or instruction you give ChatGPT, such as:

- Example: "Explain fractions to a 9-year-old using pizza"
- The clearer the prompt, the more useful the answer will be.



## Why "Front Loading" Matters

Front-loading means giving ChatGPT as much relevant information as possible **before** it starts helping you. The more detail you include, the better the results.

- Example: Instead of "Give me a lesson on World War II", try "Give me a 30-minute history activity on World War II for a 12-year-old who enjoys drawing and struggles with long writing tasks. Include one hands-on activity" and then provide the sources as to what information you want, including, i.e. worksheet/textbook/website

The second version makes the response far more tailored.




## Do the Research First

AI is smart, but not perfect; it does not always know what is most relevant for your child. Do a little research first:

- What's the exact age/level of your child?
- Do they prefer to work hands-on, visual or written work?
- What's their key learning goals (facts, skills, or confidence)?



# USING AI IN HOME EDUCATION: A QUICK PARENTS GUIDE



## Curriculum Planning Made Simple



### AI Can:

- Suggest weekly or termly lesson ideas
- Adapt topics to suit different ages and abilities
- Provide inspiration when you are stuck.



### Watch out!

AI doesn't know your child like you do. Always double-check facts and adjust ideas to suit your family's values, needs, and pace




### Prompt Tip:

- "Suggest 5 science experiments for an 8-year-old using household items"
- "Give me a simple weekly outline for teaching fractions to a 10-year-old, with hands-on activities"
- "Create a 10-question pop quiz on plant biology based on the GCSE 2024 papers."



# USING AI IN HOME EDUCATION: A QUICK PARENTS GUIDE



## Personalised Learning Resources



### AI Can:

- Create websheets, quizzes, or short reading passages
- Explain tricky topics in a child-friendly language
- Adjust explanations for different learning styles



### Watch out!

AI might oversimplify (or overcomplicate) things. Use it as a first draft, your tweaks keep it relevant and accurate.




### Prompt Tip:

- "Explain photosynthesis to a 7-year-old using a story about a sunflower"
- "Create 5 multiple-choice questions on the water cycle for a 12-year-old, with answers."
- "Create a writing prompt for a 9-year-old that revolves around Roblox"



# USING AI IN HOME EDUCATION: A QUICK PARENTS GUIDE



## Reducing Parental Workload



### AI Can:

- Summarise long articles or resources
- Draft emails, letters, or progress notes
- Generate quick reports to track what's been covered



### Watch out!

Automation can make things feel impersonal, so you need to balance efficiency with meaningful conversations and thoughtful reflections.



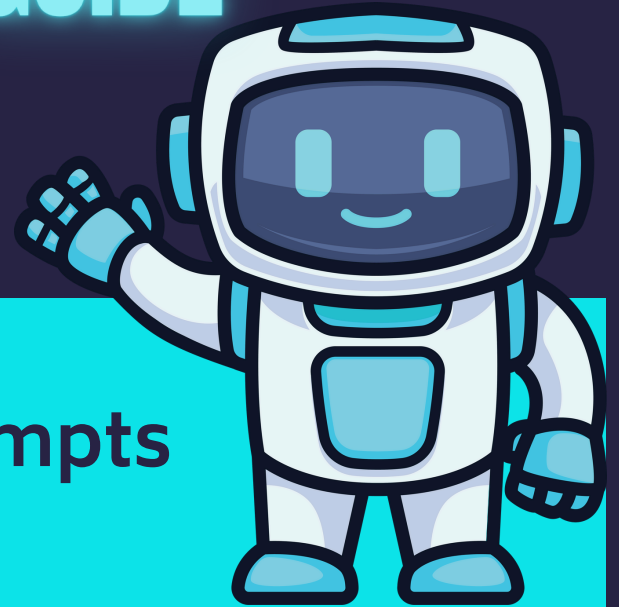
### Prompt Tip:

- "Summarise this article on Ancient Egypt into 5 key points for a parent"
- "Draft a progress report for a 9-year-old learning multiplication, including strengths, challenges, and next steps."
- "Use the EHE guidance from the DfE to draft a letter about my rights as a parent"





# USING AI IN HOME EDUCATION: A QUICK PARENTS GUIDE



## Golden Rules for Prompts

To get the best out of ChatGPT, include:

- **Age and stage** (e.g. "for a 6-year-old who struggles with writing")
- **Format** (worksheet, story, outline, quiz, explanation...)
- **Tone** (fun, simple, formal, encouraging...)
- **Specific need** (hands-on activities, short attention span, visual learner...)

**Remember:** ChatGPT is a tool, not a teacher. It can save time and spark ideas, but the magic comes from connection with your child.